

# SYSTEM CLOCKS

## CC2000 SERIES

### **FOUR INCH, FOUR DIGIT - LOW COST, SYSTEM CLOCKS**

**FOR SCHOOLS, HOSPITALS, FACTORIES, SPORTS FACILITIES,  
THEATERS, BOARDROOMS, CHURCHES, and MUSEUMS.**



CC2002 Wall Mount



CC2002C2 2-Sided Ceiling Mount



CC2002W2 2-Sided Wall Mount



CC2001F Flush Mount

**Built-In, 12 / 24 Hour Format...**

**59th Minute, Midnight/Noon, and RS232 Correction.**

**Super Bright Red LED Digits - Visible over 100 feet away.**

**Capacitive Backup - No Batteries Required.**

**Wall Mount, Flush Mount, and Double Sided models.**

**24 VAC and 120 VAC Versions.**

CC2000 Series System Clocks provide an economical solution for any size clock system. They are easily corrected by master clock systems with 59th minute and Midnight correction. In addition, all CC2000 Series System Clocks can receive serial data input from computers or other controllers, for setting time and/or displaying short messages such as "firE" and "bELL". Up to 50 clocks can be connected to a standard RS232 Port at distances of up to 2000 feet away. Signal drivers are available for adding additional clocks and greater distances.

A 12 Volt to 120 Volt, AC or DC pulse for less than 2 seconds on the correction input sets the time to 12:00 (0:00 if 24 hour format). If the pulse is 8 seconds the CC2000 assumes the correction is 59th minute correction, and will set its time to XX:58:02. If the pulse is 12 seconds, the CC2000 will set its time to 5:58:06. For RS232 Correction, a 10 Byte message is required for complete control of the CC2000 including instant 12/24 Hour time correction and ASCII messages such as "firE" and "bELL". See the AE Series Option 354 sheet for more details on the 10-Byte message format.

### **MODELS AVAILABLE**

All wall mount and 2-sided versions have a black extruded aluminum enclosure (12"W x 6.1"H x 3.5"D). Flush mount versions have a white, painted steel enclosure (13.4"W x 8.4"H x 3.6"D).

<b>CC2001</b>	System Clock, Wall Mount, 120 VAC	<b>CC2002</b>	Same except 24 VAC
<b>CC2001W2</b>	System Clock, 2-Sided Wall Mount, 120 VAC	<b>CC2002W2</b>	Same except 24 VAC
<b>CC2001C2</b>	System Clock, 2-Sided Ceiling Mount, 120 VAC	<b>CC2002C2</b>	Same except 24 VAC
<b>CC2001F</b>	System Clock, Flush Mount (includes back box), 120 VAC	<b>CC2002F</b>	Same except 24 VAC



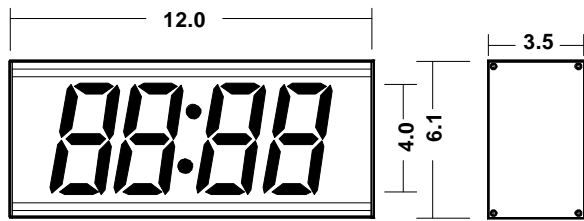
# 800-444-7161

BOX 5705 • SHREVEPORT, LOUISIANA. 71135

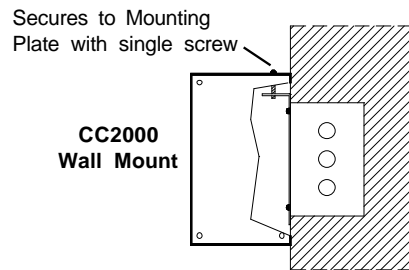
FAX: 318-797-4864

[www.ats-usa.com](http://www.ats-usa.com)

phone: 318-797-7508

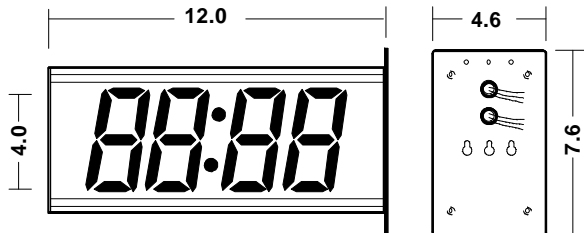


**CC2001 Wall Mount**

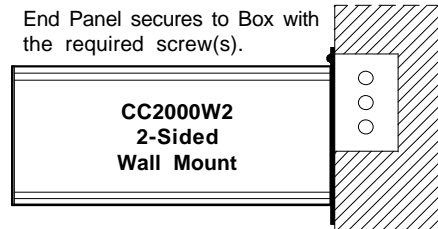


**CC2000 Wall Mount**

Mounts to Single Gang, Double Gang, or 4" Box

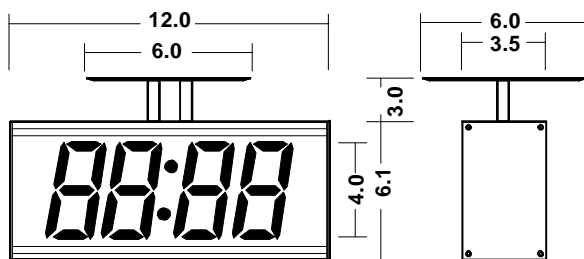


**CC2001W2 2-Sided Wall Mount**

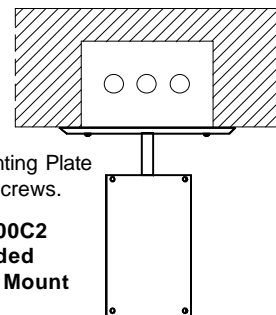


**CC2000W2 2-Sided Wall Mount**

Mounts to Single or Double Gang Box

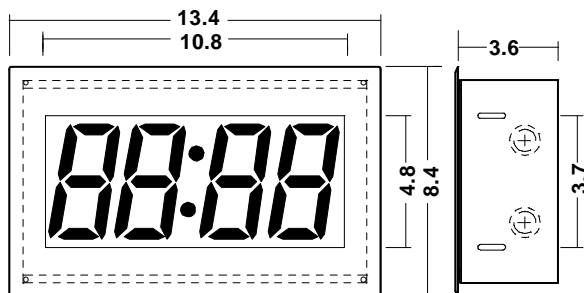


**CC2001C2 2-Sided Ceiling Mount**



**CC2000C2 2-Sided Ceiling Mount**

Mounts to 4" Box

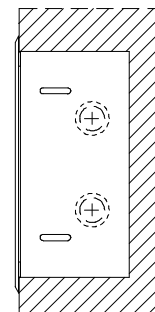


**CC2001F Flush Mount**

Secures to Back Box with flat head screws which are provided.

**CC2000F Flush Mount**

Back Box included (12.4"W x 7.4"H x 3.6"D)



Back Box includes conduit knockouts and mounting holes.

**SPECIFICATIONS:** \* ALL INTERNAL JUMPERS ARE FACTORY SELECTED.

Power: Single Sided: 120VAC, 6VA Max, 50/60 Hz (Internal Jumper Selected)  
 24VAC, 6VA Max, 50/60 Hz (Internal Jumper Selected)  
 Double Sided: 120VAC, 8VA Max, 50/60 Hz (Internal Jumper Selected)  
 24VAC, 8VA Max, 50/60 Hz (Internal Jumper Selected)

Capacitive Backup, PM Indicator (upper left-hand corner of display)  
 12 or 24 Hour Format (Internal Jumper Selected)  
 Set Switches - Increment Hours and Minutes, access at back panel (CC2001and CC2002 only)

Sync Input - Correction Pulse Voltage Range : 12V - 120V AC/DC (2 mA max at 120 VAC)  
 0 - 6 Second Duration: sets to 12:00 AM (0:00 when 24Hr Format)  
 7 - 10 Second Duration: sets to XX:58, XX = hour (Displays 12Hr Format Only)  
 11 - 17 Second Duration: sets to 5:58 (Displays 12Hr Format Only)

RS232 Input - Serial Data, 10 Byte Message  
 Features: Corrects Time - 12/24Hr, ASCII Messaging  
 12Hr Format: RS232 overrides and will display 12 or 24 Hr Format  
 24Hr Format: Jumper overrides will display 24Hr Format only

**WIRING**

Power (120VAC Models)  
 120VAC Line BLK  
 120VAC Neut WHT  
 Ground GRN/YEL

Power (24VAC Models)  
 24VAC YEL  
 24VAC WHT/YEL  
 Ground GRN/YEL

Signal:  
 Sync (+) WHT/BLU  
 Sync (-) WHT/BLK  
 RS232 REC WHT/ORG  
 RS232 GND BLK/RED